

A Visual Guide for Whitehall

A guide to help prepare for a museum visit



This visual guide will tell me about:

- Getting around the museum
- My senses around the museum
- What I will see at the museum

If I need more information, I can contact
whitehallmuseum@sutton.gov.uk



Whitehall Historic House is a white, very old wooden building in Cheam Village.



There is an **accessibility ramp** on the left side of the building.




There is an **accessible entrance** through the **brown door** in the centre.

I need to **knock** on the door and a member of staff will open for me.



A member of staff or volunteer will welcome me and offer a **map**.



I can watch an **animated film** in the TV in the fireplace before I explore the museum.



Whitehall is **very old** and a little **creaky**. The ceiling is **low**. The floor may be a bit **slippery**.

There are signs to remind me to **mind my head** and **my step** as I move around the house.



I can get to the first and second floors by using the **old staircase**.



I can use the **lift** to get to the first floor.




I can get to the lift through the **ramp** by the old stairs, and then crossing the **Tearoom**.



There is an additional **new staircase** by the lift. It goes up to the **first floor**.



The **back garden door** by the old staircase leads to the **garden**.



There is an **accessible ramp** that leads to the **garden patio**.



There are **accessible toilets** on the ground floor by the **Whitehall in Perspective** room, and on the first floor by the **Activity Room**.



As I walk through different rooms there will be **music and some sounds** playing through the speakers.



On the **ground floor**, I will learn about Nonsuch Palace and Cheam in Medieval times, among other things.



There is a very old **human skull** on display.



On the **second floor**, I will learn about people who lived in here. The light here is a bit lower, and it smells a bit like dust and candles.



It may seem that I can touch the objects here, but it is important not to, as this can damage the display.



On the **first floor**, I will learn about Cheam School and Cheam brewery, among other things.



The floor in the room at the end of the yellow corridor may feel a bit **wonky**, because it's very old.



There may be **craft activities** for me to do in the Activity Room.



When I return downstairs, I can sit in the **Tearoom** and order some food and drink.



I can also go out and enjoy the **Garden** before I go.



I can use the **wooden benches** in the Garden to get some rest.




I will exit the building through the brown door on the ground floor.

Useful information



I can ask staff and volunteers about information and any help I might need. They will be wearing **green lanyards**.



I can ask for a **Sensory Sack** at the front desk. This includes fidget toys, a magnifying glass and ear defenders and a spotter's guide.



I can contact the **Tearoom** before my visit to find out about the food they offer or book a table here: **info@freedomcaffe.com**

Notes
