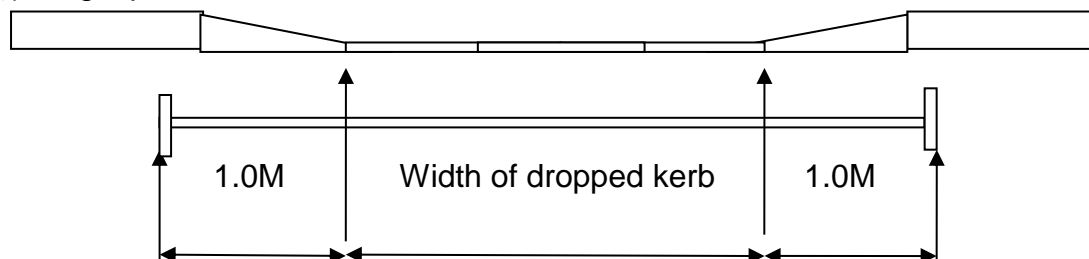


LONDON BOROUGH OF SUTTON
APPLICATION FOR A WHITE ACCESS BAR ACROSS A PRIVATE
DRIVEWAY, CROSSOVER OR GARAGE

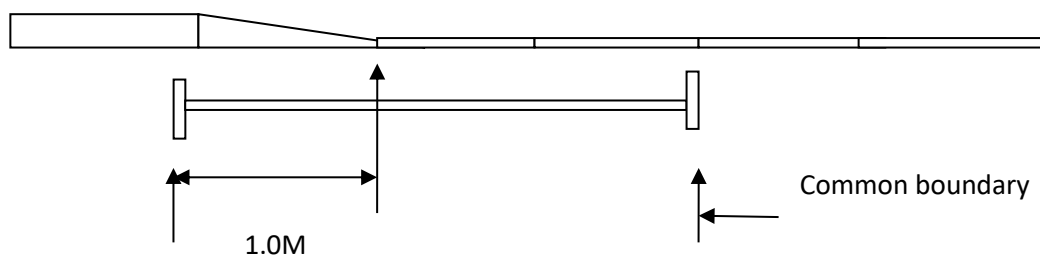
Examples of white line across driveway / crossovers / garage etc.

(i) Single private drive:



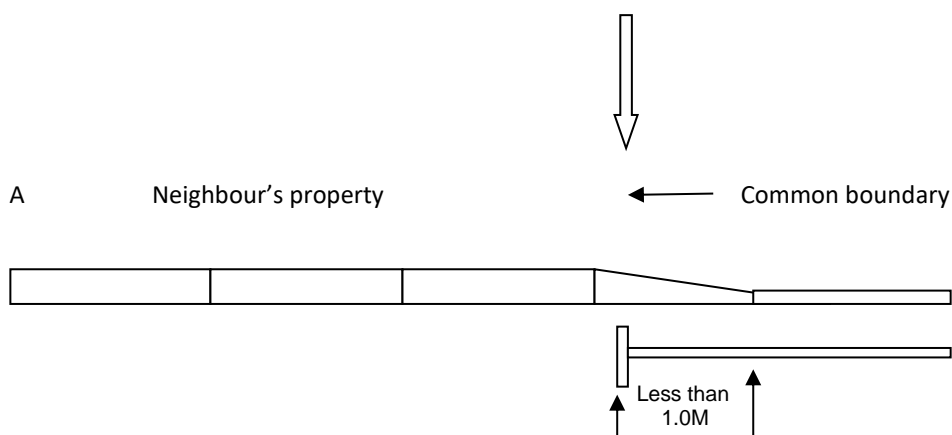
(ii) Shared drive: (where a common drive serves 2 or more properties)

Written permission from neighbour required (not to be withheld unreasonably) however final decision rests with the Council.

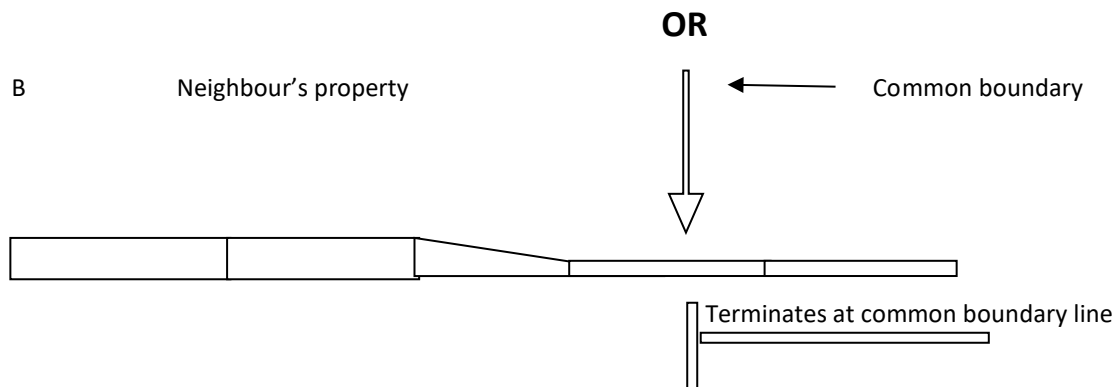


(iii) Common boundary where neighbour has no driveway / crossover.

However, in cases where the common boundary line lies within the stipulated 1 metre overlay, the white line shall terminate at the common boundary line and shall be less than the stipulated 1 metre length (See example A below). Where the dropped kerb extends beyond the common boundary line, the white line shall terminate at the common boundary (See example B below).



LONDON BOROUGH OF SUTTON
APPLICATION FOR A WHITE ACCESS BAR ACROSS A PRIVATE
DRIVEWAY, CROSSOVER OR GARAGE



(iv) Overview of typical private driveway / crossover.

